







WATERPIK® WATER FLOSSER TIP GUIDE

Which Tip is Right for Your Patient?

Tip	Usage	Benefit	Recommend for use with:
<input type="checkbox"/> Classic Jet Tip JT-100E, JT-450E 	- General use	The Easy and Most Effective Way to Floss!	All Waterpik® Water Flossers
<input type="checkbox"/> Orthodontic Tip OD-100E 	- Braces - General use	Specially designed to reach underneath wires and around brackets to remove plaque.	All Waterpik® Water Flossers
<input type="checkbox"/> Plaque Seeker™ Tip PS-100E 	- Implants - Bridges - Retainers - General use	Removes bacteria and debris from hard to reach areas around dental restorations.	All Waterpik® Water Flossers
<input type="checkbox"/> Pik Pocket™ Tip PP-100E 	- Periodontal pockets - Furcations	Gently delivers medications and rinses deep below the gumline.	Countertop or ION Water Flossers
<input type="checkbox"/> Tongue Cleaner Tip TC-100E 	- Fresher breath	Removes bacteria and sulfur compounds that reside on the tongue and cause bad breath.	All Waterpik® Water Flossers
<input type="checkbox"/> Implant Denture Tip DT-100E 	- Implant retained dentures	Specially designed to reach underneath and around implant retained dentures to remove bacteria and debris.	Countertop or ION Water Flossers

Instructions: